

System requirements

StudioRIP Server

High Performance Spec
OS : Microsoft Windows Windows 7 | Windows 8 | Windows 10 | Server 2012
Processor : Intel I7 or AMD FX (6 or 8 core) 3 GHz or higher
RAM : 8 GB or higher DDR 3 @ 1600 MHz or higher
Disk Space : 480GB or more SSD and 500 GB HD
Graphics : Nvidia GTX750 2GB DDR5 or similar

Recommended Spec
OS : Windows 7 | Windows 8 | Windows 10 | Server 2008 | Server 2012
Processor : Intel I3 or AMD FX
RAM : 4GB DDR3 or higher
Disk Space : 500GB
Graphics : On Board

Minimum Spec
OS : Microsoft Windows XP | Vista | Windows 7 | Windows 8 | Windows 10 | Server 2003 | Server 2008 | Server 2012
Processor : Intel or AMD Dual Core 2GHz
RAM : 2GB
Disk Space : 160GB
Graphics : On Board

StudioRIP Client on PC

Recommended Spec
OS : Windows 7 | Windows 8 | Windows 10 | Server 2008 | Server 2012
Processor : Intel I3 or AMD FX
RAM : 4GB DDR3 or higher
Graphics : On Board

Minimum Spec
OS : Microsoft Windows XP | Vista | Windows 7 | Windows 8 | Windows 10 | Server 2003 | Server 2008 | Server 2012
Processor : Intel or AMD Dual Core 2GHz
RAM : 2GB
Graphics : On Board

StudioRIP Client on Mac

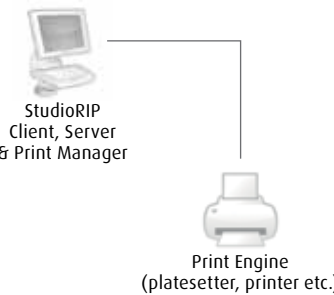
Recommended Spec
Mac OSX: 10.7, 10.8, 10.9, 10.10, 10.11
Retina Screen
1 Gbps (or faster network connection
Internet Connection (for optional over-the-net remote client connections)

Minimum Spec
Mac OSX: 10.7, 10.8, 10.9, 10.10, 10.11
1024 x 768 video x 16 bit resolution

Possible configurations

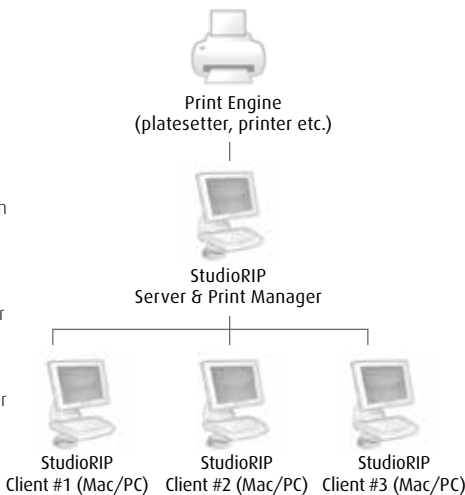
Configuration 1

The Client, Server and Print Manager (or TIFF catcher) all run on the same computer, and the print engine is connected directly to this computer.



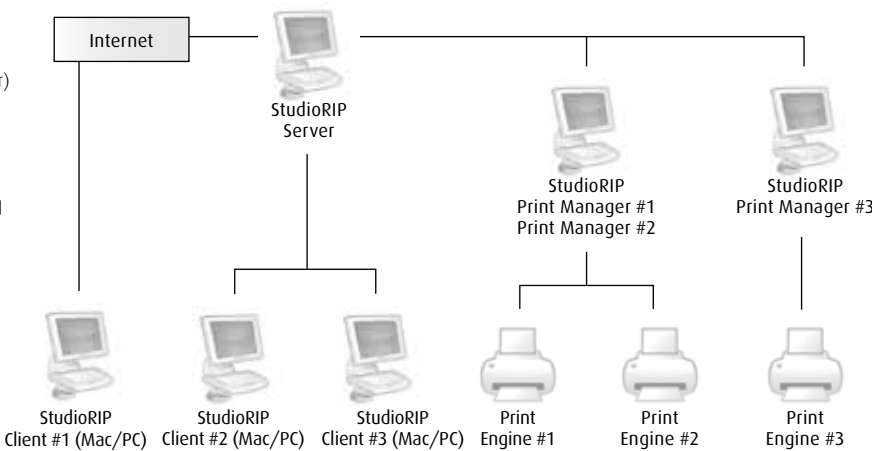
Configuration 2

There is a dedicated computer for the server application, but the clients are placed on different workstations and connect to it through the network. In this scenario each workstation is running a copy of the client, giving each operator full control over the RIP and the jobs they are sending to it. The Print Manager (or TIFF catcher) is running on the same machine as the Server.



Configuration 3

More than one Print Manager (or TIFF catcher) is installed, possibly more than one per computer (each Print Manager has to be running on the computer where the interface card is installed for the print engine connected to it). Clients can also connect through the internet from other geographical locations. The client application may run on Windows or OS X.



Connectivity

StudioRIP Standard and **Workflow Editions** can drive a comprehensive range of CTPs, proofers, plotters and imagesetters, either connecting directly through StudioRIP’s proprietary EtherSetter interfaces, third party interfaces, or indirectly using the TIFF catcher applications of the devices.

Compatible devices

See our web pages for the latest list.

DEALER STAMP



www.studiorip.co.uk



STANDARD AND INKJET EDITIONS

StudioRIP Standard and Inkjet Editions combine the most common elements of StudioRIP software, offering the choice of customisation. StudioRIP's highly flexible design makes for a fully upgradable system which can be tailored to your individual requirements. As all functions are present within the software, options can be included from the outset or simply enabled electronically in the dongle at a later date. StudioRIP Inkjet Edition is the affordable choice for owners of inkjet proofer, CTF or CTP devices.

Lightning fast – The combination of well designed SSE3 assembly, memory management optimised for 64-bit operating systems and multithreaded architecture optimised for multi-core processors make StudioRIP one of the fastest RIP engines in the industry.

Unicode language support – StudioRIP works in many languages, including non-Latin alphabets like Chinese, Arabic or Russian. The number of available languages is continuously growing.
Use languages simultaneously – Client applications connected to the same server can run in different languages simultaneously.
Translation tool – Dealers can localise StudioRIP with an easy-to-use translation tool.

Full control remotely – Control all operations from Windows or OS X workstations running native StudioRIP client applications.
Internet enabled architecture – Use StudioRIP from anywhere in the world with a regular internet connection.
Simultaneous operation – Send and manage jobs simultaneously with other clients present on the network.
User management – Control access to StudioRIP with password protected user accounts.
Modular package – StudioRIP components can be installed in various configurations (on a single computer or distributed in the network), but all the components are connected to and managed from the same interface.

Great highlight/shadow detail – StudioRIP's hybrid screening technique will ensure that extreme shades (1-4% & 96-99%) will be held on plate.
Flexo optimised hybrid screening – Achieves additional colour accuracy in highlights using a special hybrid technique.
Consistent rosettes – Consistent corner to corner rosettes.
Smooth gradients – The combination of 4096 shades of grey and low pass filtering enables the output of perfectly smooth gradients at almost any screen frequency.
Skin tones – Reproduce perfect skin tones with the optional yellow screen angle of 30°, resulting in moiré-free skin colours.

Dotmeter tool – Measure the dot percentages of the processed job in preview stage (calibrated and uncalibrated values shown).
Retouch – Easily remove unwanted objects or make minor job corrections using the retouch tools.
Colour mapping – Automatically combine similar spot colours such as C, CV and CVC. Manually combine dissimilar colours.
Dot gain compensation – Match your dot gain with the ISO standard.
Soft proof – Export the preview of the processed job into colour accurate sRGB, CMYK or N-Colour PDF, JPEG or BMP files.
Print manager – Control the imaging process with a rich set of tools. Reprint or preview printed jobs from the history.
Direct printing – Send jobs from any software application to StudioRIP's dedicated shared printer for instant processing.
User friendly interface – Increase productivity with an intuitive, attractive user interface.
Job information – Print or e-mail job reports with cross-referenced formulas and fields (ink area, date, pages, sheets, job style etc.).

Contone, halftone and raster proofing – choose the appropriate proofing technique according to your needs.
Dot for dot output – See the rosette and detect possible moiré with halftone simulation up to 200 lpi using raster proofing.
Data integrity – Using the 1-bit files (raster proofing) or the same PS/PDF engine (contone or halftone proofing), data integrity is guaranteed. Proofs can be printed with or without imposition or even from the history (raster proofing only).
Colour accuracy – Contract proof quality (average $E < 1$ for contone proofs, CIE2000 formula).
Solution for low budget customers – With its own interlacing solution, StudioRIP achieves high quality even on low-cost A3+ Epson desktop printers.
ICC or target profiling – StudioRIP proofing can simulate either an ICC profile or a certain target printing environment (by profiling the target).
Media saving – Proofing is assisted by the same media saving, job management and previewing environment as regular jobs.

Speed and accuracy – After a one-time calibration for a given plate type, the measurements are quick (< 1s) and accurate.
Smooth integration – The results are recorded directly into the calibration curve within StudioRIP's calibration curve editor.

PPF and JDF export – Control your press directly by using the exported JDF (CIP4) or PPF (CIP3) file of the ink duct calculation results.
Ink diagrams – Calculate ink duct settings for any press printing the result as a diagram for presses without CIP3/4 interface.
Styles – Define the parameters of each used printing press (size, number of keys) as a style.

Windows and OS X clients

Multi-lingual

High speed

Inkjet CTP/CTF

Flexo tools

Powerful preview

Four preview options

Trapping

Stochastic screening

Built-in imposition

Ink duct calculator

USB microscope dotmeter

proofing

Make your life easier

If you are in the market for a truly effective prepress tool, StudioRIP should be the top of your list. StudioRIP is a suite of PostScript Level 3 and PDF 1.7 compliant prepress software tools designed to drive a comprehensive range of output devices including CTPs, inkjet and laser printers or any other printing devices.

Unlike other RIPs, all StudioRIP's features are written into the core software, eliminating the potential conflicts which exist in many plug-in workflow solutions.

Almost laser quality – Print almost laser quality 150-200 lpi halftones combining StudioRIP's inkjet technologies (see below).
Dynamic density modulation – Use high ink density in highlights and low ink density in shadows for sharp dots with low dot gain.
Use different density on the halftone dot edge to improve sharpness.
Proprietary interlacing – Achieve smooth and moiré free halftones by fine tuning the parameters of the RIP-based interlacing module (pass fading, head narrowing, number of passes).
Multi-channel – print 10 A3 plates per hour at 2880×2880 dpi using 4 channels of Epson SureColour or Stylus Pro printers.
Ink spread compensation – positive and negative 4 pt text of the same thickness by narrowing vector objects.

Flexo screens – Flexo angles are included as a standard feature.
Accurate highlights – The flexo optimised hybrid and second order stochastic screening techniques ensure stable and accurate highlights.
Flexo distortions – Dispro is built in with a dispro calculator.
Flexo specific imposition – Enables easy handling of flexo jobs with flexo specialised imposition features.
Gravure dots – Pincushion dot shape available.
Seamless – Suitable for making Flexo and Gravure sleeves.

Built-in preview – The preview system is an inherent part of StudioRIP, the preview is instantly available for any job.
Continuous zoom – Preview output on screen at any magnification, down to pixel level, on any workstation, instantaneously.
Accurate colours – The preview system has proof quality colour accuracy using press and monitor ICC profiles, neutralizing any linearization curves.
Visualization tools – Enhance preview by using tools such as the re-orientation & job measurement tools.
Selective colours – Turn separations on/off in composite view, or even change the colours of the separations.

Separations view – The separated plates of the job.
Composite view – The composite (colour) pages of the job.
Imposition view – The imposition sheets, including prepress marks.
Media view – The separated imposition sheets placed on the plate, sheet, roll film or roll paper.

High quality shapes – Excellent behaviour in junctions, in the proximity of a third colour, and between slightly different colours.
Speed and stability – StudioRIP raster trapping technique is fast and stable. It guarantees a decent speed even on very complex designs where vector trapping algorithms can become extremely slow.
Adobe compliant – Auto-choke of blacks, spot colour traps, special ink handling, narrowed/proportional traps, mitred traps, feathered traps, anamorphic traps, vector to image traps, trap colour reduction.

Smooth second order FM – The typical blue noise of the FM screening techniques is removed by a special filtering algorithm. Individual plates are as smooth as AM screening.
Optimised for offset, flexo and screen – The freely placed round dots are suitable for repro technologies (offset, flexo, screen etc.), and immune to the moiré caused by slight shifts or rotations.
Dot gain compensation – Dot gain can be compensated by using different dot sizes in shadows and highlights.

Built-in and user defined marks – Easily add prepress marks from the built-in prepress marks library, or define your own marks.
Built-in and user defined imposition styles – Impose jobs on-the-fly using pre-set imposition styles, define and apply custom imposition schemes or even place pages and marks manually.
Pixel level control – Control output down to pixel level with StudioRIP's post-RIP imposition.

POWER EDITION

StudioRIP Power Edition combines all the elements of StudioRIP software and options into a competitively priced powerful mini-workflow. StudioRIP Workflow Edition improves productivity and eliminates incompatibility errors by integrating key elements of the workflow into one piece of software: it integrates advanced screening techniques, dot gain compensation, trapping, imposition, flexo tools, proofing and ink duct control seamlessly. Following set-up, jobs pass through the mini-workflow in an easily controllable and user-friendly way.