



# OpenRIP Flexo 6.0 Professional

Software RIP and Automated Prepress Workflow

Our **OpenRIP® Flexo 6.0 Professional** is an Adobe® PostScript® 3™ RIP featuring the Adobe PDF Print Engine (APPE), designed specifically for the Flexo industry. OpenRIP Flexo not only RIPs complex digital files for multiple output devices, it completely automates your prepress production from a single, easy-to-use software RIP.

## OpenRIP Flexo 6.0 Professional

- SmartDie Prepress Automation
- In-RIP Die Database
- Featuring the Adobe PDF Print Engine
- In-RIP Trapping with TrapZone
- Linearization and Dot Control
- PerfectBLEND Flexo Transitional Screening

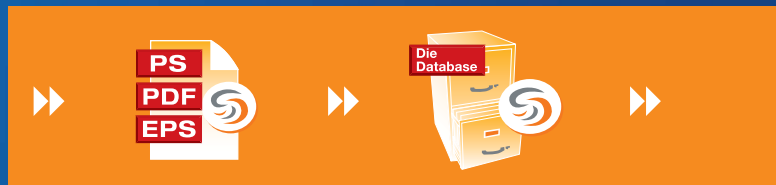
## SIMPLY automated.

OpenRIP Flexo 6.0 Professional with SmartDie™ performs all the repetitive and tedious work of preparing files for output by automatically applying step and repeat, distortion, bearer bars and traps to suit a wide variety of production needs. Now prepress operators can focus on preparing artwork in a simple workflow.

**In-RIP Die Database and SmartDie** provides the power to create, edit and store hundreds of die templates to suit any production scenario. You can specify step and repeat settings; apply bearer bars; automatically calculate and apply distortion values; and repeat lengths.

**In-RIP Die Database** allows you to quickly select and apply the correct die, batch process a group of jobs, or use the SmartDie feature and let OpenRIP Flexo automatically apply the correct die for you.

**Bearer Bars** can be added automatically or you can apply your own custom bearer bars. Set bearer bar gaps, margins, cut marks, register marks and file information to your stepped images. Standard bearer bars can be screened back 25% or 50% to reduce ink build-up on the bar. Add color density swatches outside the bearer bars to ensure color quality.



**SmartDie** completely automates your workflow. Simply tag your PostScript, EPS or PDF files with a SmartDie number and OpenRIP Flexo automatically applies the correct die, steps, gaps, bearer bars, marks and distortion.



Adobe PostScript 3

Adobe PDF Print Engine

## SIMPLY powerful.

**Adobe In-RIP Trapping with TrapZone** automatically traps complex digital files. Control sliding traps, miter trap joins, and “keep-aways.” Acrobat 8 support allows you to trap digital files built in current Adobe Creative Suite programs which use transparency effects.

**TrapZone** enhances Adobe In-RIP Trapping by allowing you to select regions via Monitor Preview to apply different trap settings.

**Color Mapping Control** allows you to combine spot colors, edit color, or simply turn specific colors off.


Name	Angle	Frequency	Color Options
Cyan	7.5	155	Print
Magenta	67.5	155	Print
Yellow	22.5	155	Print
Black	37.5	155	Print
PANTONE 130 CMJ	7.5	155	Print
ASE Label	67.5	155	Print
PANTONE 130 CVC	7.5	155	Combine with: PANTONE 130 CMJ

**RasterEdit and AdvancedScan** allow you to edit one-bit raster files and add paper-based originals into your digital workflow. Use the editing tools to add, remove, and colorize raster image files.

## SIMPLY foolproof.

OpenRIP Flexo 6.0 Professional offers a variety of proofing solutions designed to help you catch file and setup problems before they become expensive mistakes.

**Monitor Preview** lets you check every detail of a digital file before you print a proof! Preflight a file to check links, fonts, traps, step-and-repeat settings, bleeds, bearer bars, registration marks, and color separations. View files in color composite or as separations, so you can catch a variety of file problems before you output the job.



**Adobe PDF Print Engine (APPE)** improves throughput accuracy and interprets Acrobat 8 PDF files which use live transparency without flattening.

**ExportProof** provides the ability to save raster files as PDF, TIFF and JPEG formats so they may be previewed at workstations or e-mailed to customers.

**RasterView™** allows you to examine rasterized files at the full resolution of the output device prior to sending to your imagesetter, platesetter or proofing device. Check separations, traps, halftone screens, tint values and screen angles. Use the Ink Density Tool to measure screen values to ensure the job meets the minimum screen percentage of your press.

## **SIMPLY** accurate.

KoolKolor™ Proofing creates color accurate proofs from a variety of inkjet printers and plotters. Select source and destination ICC profiles for a proof that simulates your final printed product.

KoolToning™ Halftone Simulation provides inkjet proofs with the actual halftone dots, linescreens, screen angles and file colors specified for the job.



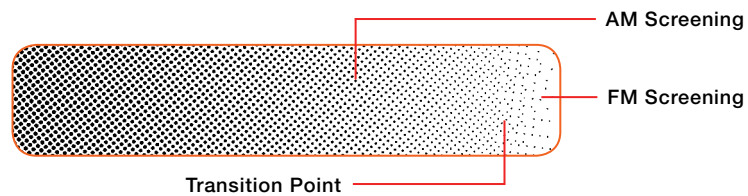
**Advanced Proof** allows you to print and combine any combination of colors, assign new colors or edit colors to specified percentages to reduce their tonal value. You can also print die lines or key lines separately on inkjet film.

## **SIMPLY** in control.

Directly drive over one hundred imagesetters, platesetters and plotters. Use PS-Out and TIFF-Out features and send jobs to even more PostScript output devices.

**RIP-Integrated Color Management** provides a fully automated color managed workflow which allows you to apply specific CMYK color conversions.

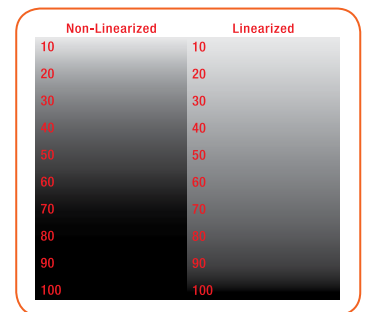
**Screening Technologies** specifically designed for Flexo presses include Agfa® Balanced Screening for Flexo (with true round dots); and PerfectBLEND™ Flexo transitional screening, which combines the benefits of AM Screening and FM Screening for higher linescreens and extended gray levels for smooth vignettes.



**OpenRIP® Remote** allows you to access and manage rasterized files on OpenRIP Flexo from remote Mac OS X and Windows workstations. You can send files to output devices, or save them as PDF, TIFF and JPEG formats for review or e-mail soft proofing.

**Linearization and Dot Gain Compensation Wizards** let you precisely calibrate your imagesetter or platesetter and “fingerprint” your presses.

Define the minimum printable dot value, and match your press output to industry-standard curves such as SWOP.



T: 866.282.7697 • F: 800.223.6869  
www.AndersonVreeland.com • info@AndVre.com

